

DISTRIBUTION BOX ASS3 3 PIN

VERTEILER ASS3 3 POL.

DISTRIBUTION BOX ASS3 3 PIN



aspoeck.com



PRODUCT INFO





DISTRIBUTION BOX ASS3 3 PIN

VERTEILER ASS3 3 POL.

DISTRIBUTION BOX ASS3 3 PIN



FEATURES

FLACHE UND KOMPACTE BAUWEISE DER VERTEILER
FLAT AND COMPACT CONSTRUCTION OF THE DISTRIBUTOR


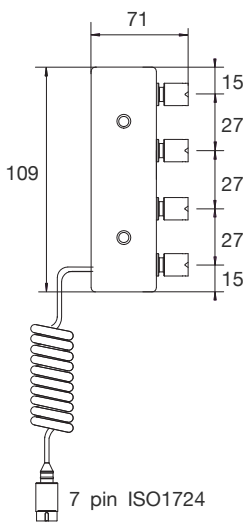

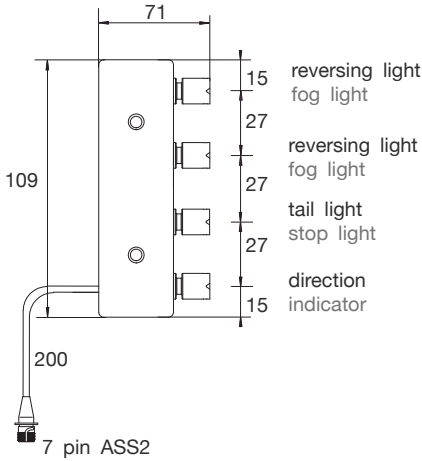

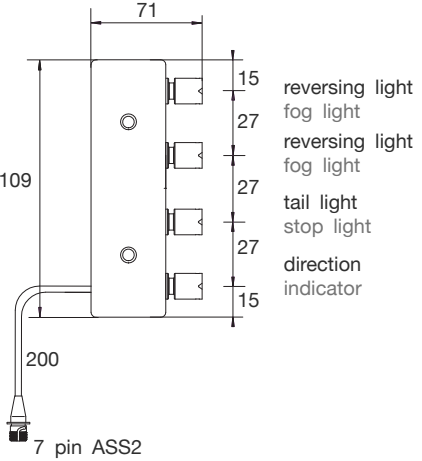
EINFACHER ANBAU UND HERSTELLUNG EINES HECKLEUCHTEN SYSTEMS MÖGLICH
SIMPLE MOUNTING AND EASY CONNECTING OF THE REAR LAMPS SYSTEM POSSIBLE

SICHERER UND SCHNELLER ANSCHLUSS GEWÄHRLEISTET
FAST AND SAFE CONNECTING

KOMPLETT VERGOSSENER UND WASSERDICHTER VERTEILER
COMPLETE MOULDED-IN AND WATERPROOF DISTRIBUTOR

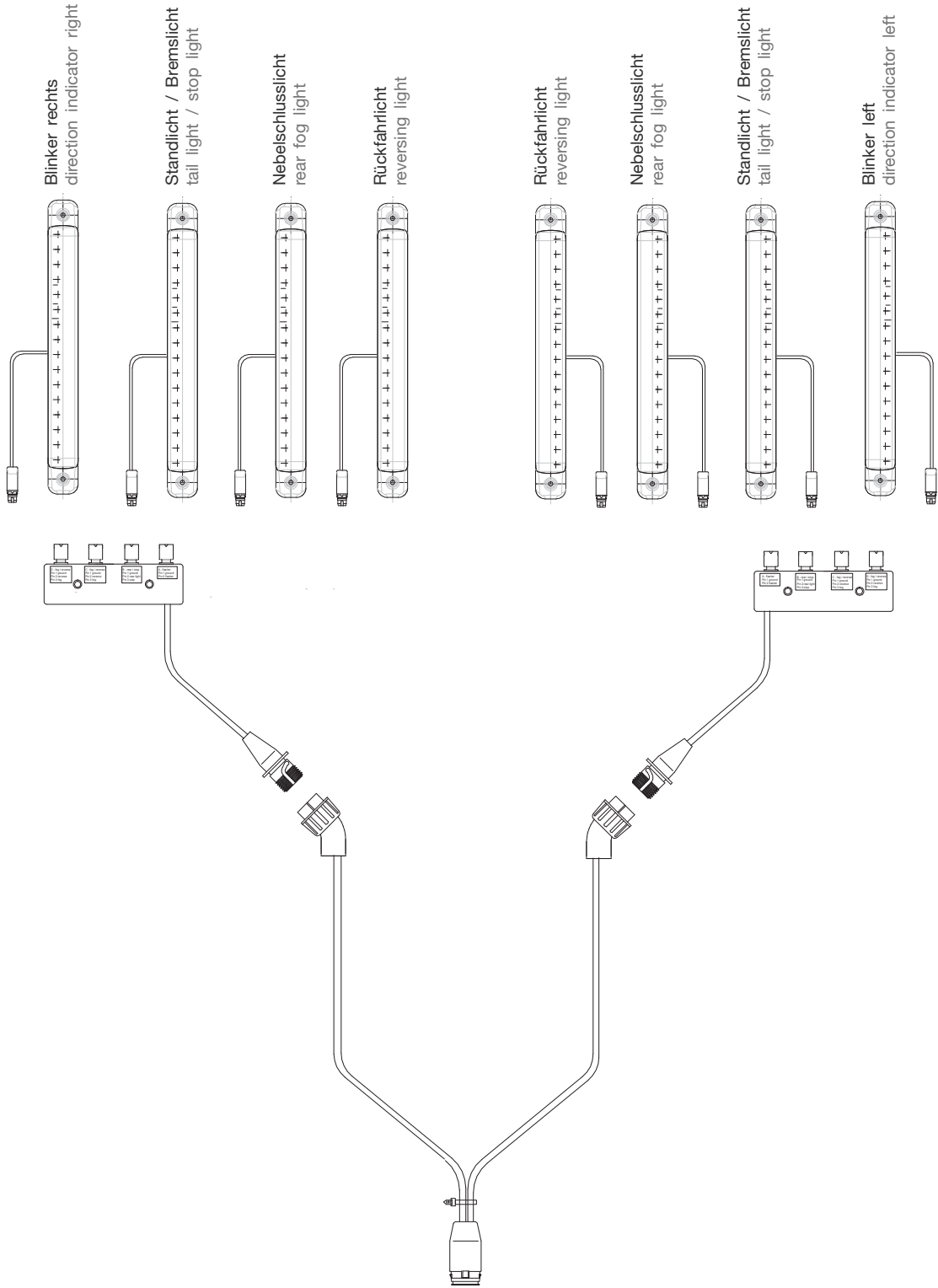




STANDARD	LINEPOINT I & II	
76-9023-007	76-9027-007	76-9028-007
links und rechts verwendbar (z.B. für Umrissleuchten) left and right usable (e.g. outline marker)	links left	rechts right
mit Wendelkabel with coiled cable	mit Kabel with cable	mit Kabel with cable
7 pol. ISO 1724 Verbinder 7 pin ISO 1724 connector	7 pol. ASS2 Verbinder 7 pin ASS2 connector	7 pol. ASS2 Verbinder 7 pin ASS2 connector
 <p>Maßeinheit / unit of measurement: mm</p>  <p>7 pin ISO1724</p>	  <p>7 pin ASS2</p>	  <p>7 pin ASS2</p>



BEISPIEL FÜR LINEPOINT I UND LINEPOINT II SAMPLE FOR LINEPOINT I AND LINEPOINT II



product information_distribution_box_ASS3_3_pin_V2 | 2024-07
Misprints, technical changes and illustrations are subject to change.
© Aspöck Systems GmbH

Non-compliance with the information given (e.g. temperature) results in the exclusion of warranty/liability. For details, see the mounting instructions/TSD www.aspoeck.com.